


ASTM

## MULTI SEAT

**IMPORTANT: KEEP FOR FUTURE REFERENCE.**



### Instructions concerning the correct and safe assembly and use of the product

Please read and follow the warnings and instructions carefully before using this product.  
Keep these instructions for future reference.

### Bumbo International

212 Hardie Muller Street, Rosslyn

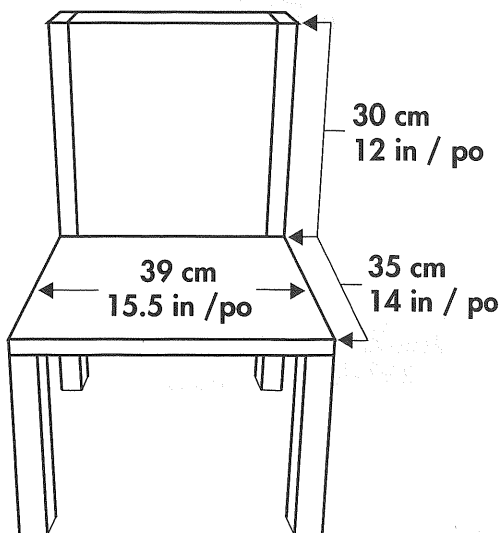
PO Box 3081 Rosslyn 0200

Gauteng, South Africa

Email: [info@bumbo.com](mailto:info@bumbo.com)

Tel: +27 (0)12 564 8900

[www.bumbo.com](http://www.bumbo.com)

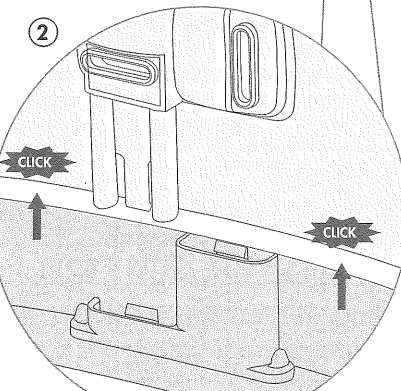
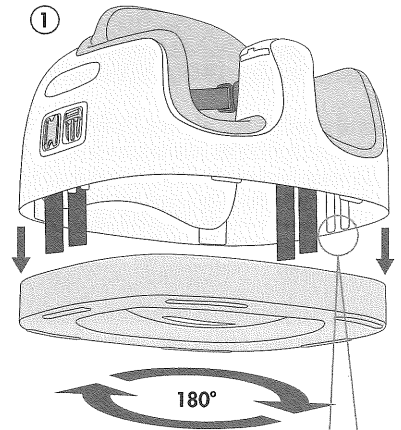
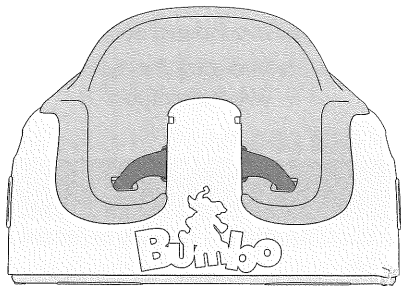


The diagram above indicates the **MINIMUM** dimensions of an adult chair that the booster seat should be used on.

يشير الرسم الوارد أعلاه إلى الحد الأدنى من الأبعاد لكسري الأشخاص البالغين الذي يجب استخدام مقعد التقوية عليه.

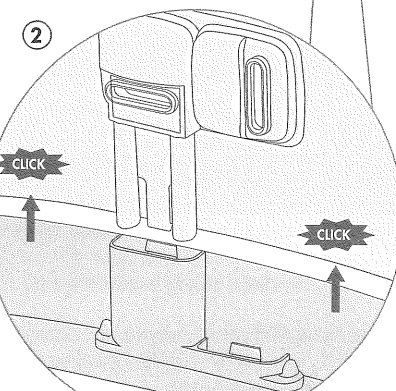
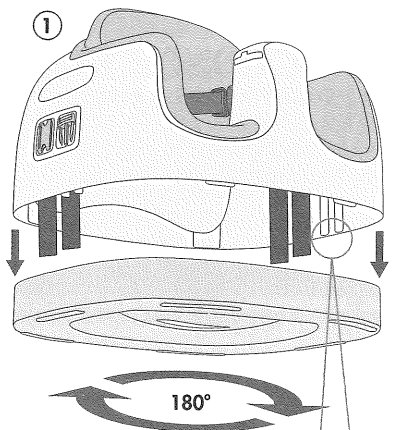

HEIGHT ADJUSTMENT

Position **A**

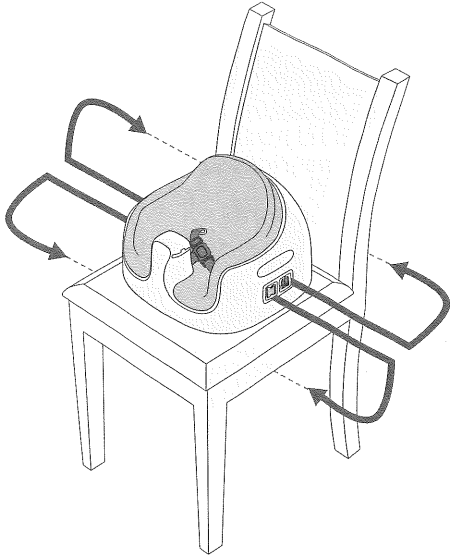


HEIGHT ADJUSTMENT

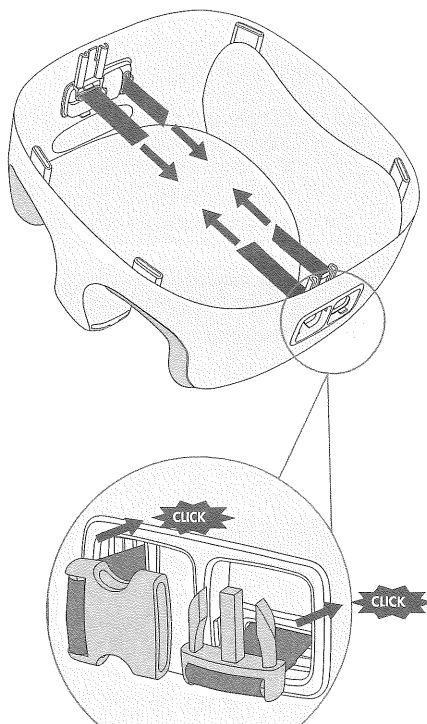
Position **B**



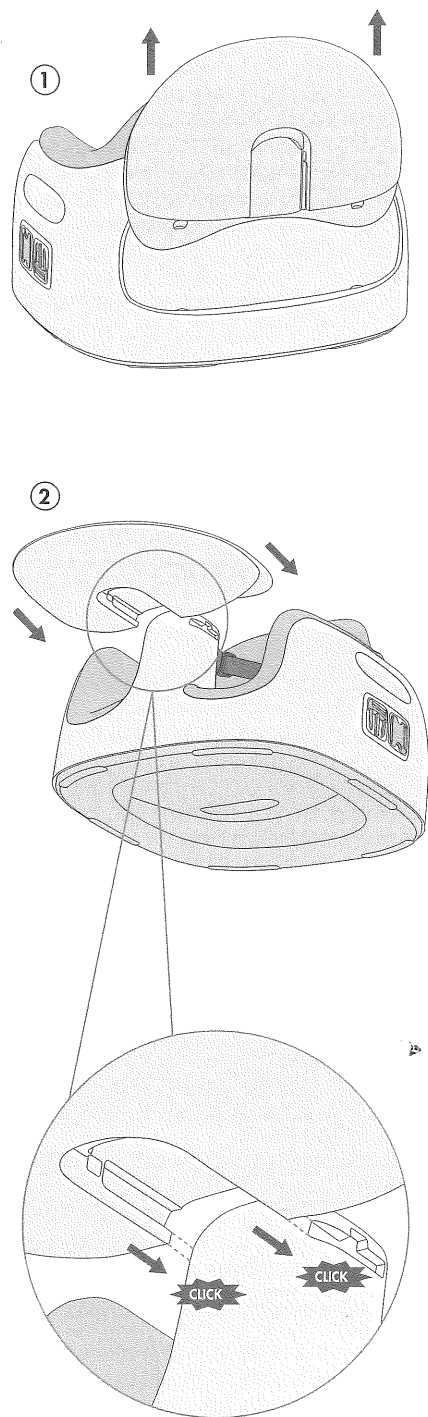
CHAIR ATTACHMENT STRAPS



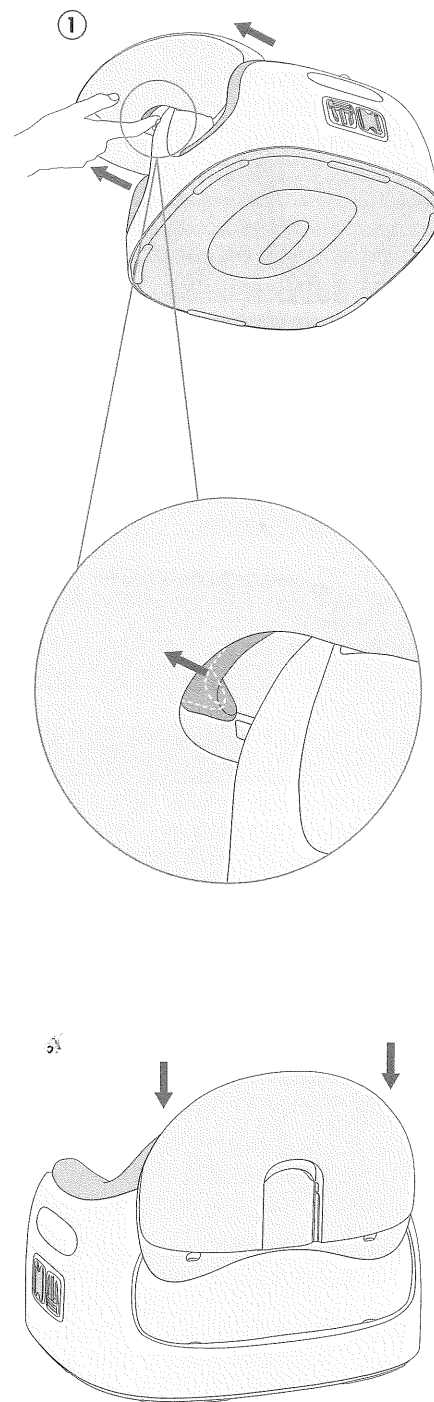
STOWAGE OF STRAPS



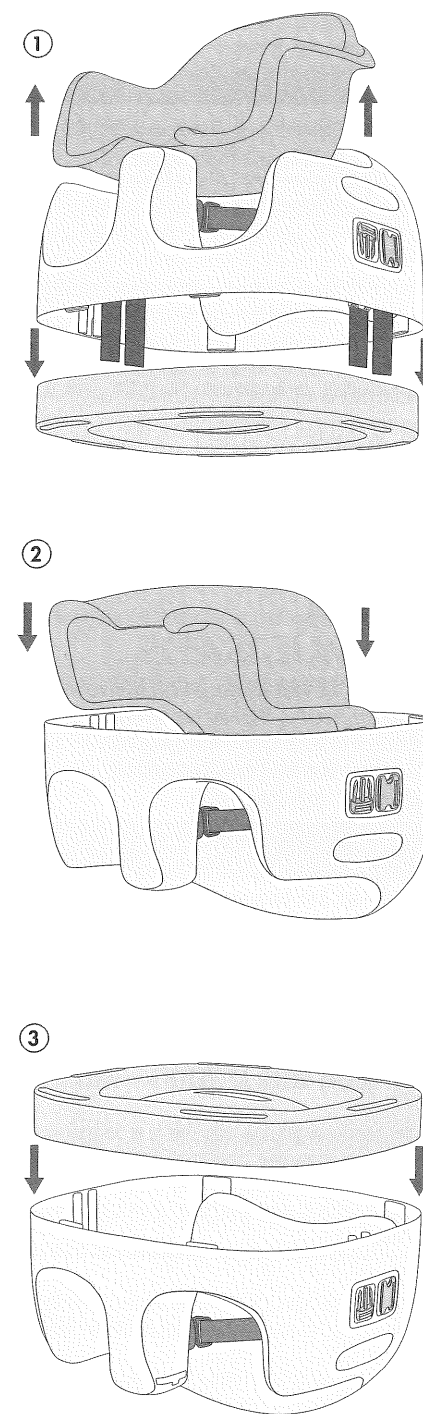
TRAY OPERATION



STOWAGE OF TRAY



SEAT PAD STORAGE



## English

### FOR INFANT FLOOR SEAT USE:



## WARNING

**When not buckled in seat, children can escape and fall suddenly.**

- **ALWAYS** use on floor with child secured in the restraint system.
- **NEVER** use on tables, chairs, or any other elevated surfaces.
- **NEVER** leave child unattended.
- **NEVER** lift this product with your child in it.
- **NEVER** use near stairs.
- **NEVER** use as a car seat or bath seat.
- **ALWAYS STOW AWAY** booster seat attachment straps when not in use as a booster.
- **DO NOT** use if any part is missing, torn or broken.
- **DO NOT** use any accessories or replacement parts unless specifically identified by the manufacturer.
- **DO NOT** position the seat under a window as it could be used as a step by the child and allow the child to fall out of the window.

### FOR BOOSTER SEAT USE:



## WARNING

Children have suffered **head injuries**, including skull fractures, **after falling** with or from booster seats.

- Check that booster seat is **securely attached** to adult chair before each use.
- **Always use restraints** until child is able to get in and out of booster seat without help. Adjust to **fit snugly**.
- **Never** allow child to **push away from table**.
- **Never lift** and **carry** child in booster seat.
- **Stay near** and **watch** your child during use.
- **Prevent serious injury or death. Do not use in motor vehicles.**
- Until child is able to get in and out of the booster seat without help (about 2 ½ years old), the child should be secured in the booster seat at all times by the restraining system. The tray is not designed to hold the child in the chair.

**Cleaning:** Do not immerse in water. Clean with a damp cloth and mild detergent.